

**IMPROVED**

## Sentinel Sliding Glass Door 150

Now with concealed fasteners, 2 point lock and updated door stop. Stainless steel package comes standard and the 4.75" 2-track depth allows for easy retrofit install. Available in 2, 3 or 4 track configurations and pockets.



### Available Finishes:

- White & Bronze

### Standard Glass Colors:

- Clear, Gray, Dark Gray (Turtle Code), Bronze, Solexia Green, Azuria Blue, White Interlayer, Mist (Pattern 62), Rain

### Glass Types:

- 7/16" Laminated
- 1" Insulated Laminated

### Glass Coatings:

- Energy efficient LoE options

### Standard Hardware:

- Interior lock and handle
- Stainless steel rollers
- White or Bronze handles

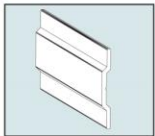
### Standard Features:

- 2, 3 & 4 track and pocketed configurations
- 4 3/4" deep frame on 2 track
- 6" deep frame on 3 track
- 7 3/4" deep frame on 4 track
- Mitered decorative interior corners
- Stainless steel fasteners
- Heavy duty extruded screen frame with Super-View™ fiberglass mesh
- 2-point lock
- Concealed installation screws

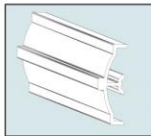
### Optional Items:

- Exterior keyed security lock
- Dual track extruded screen frame with Super-View™ fiberglass mesh for use with 3 & 4 track configurations

### Optional Muntins:



Low Profile



Semi-Contoured  
(exterior only)

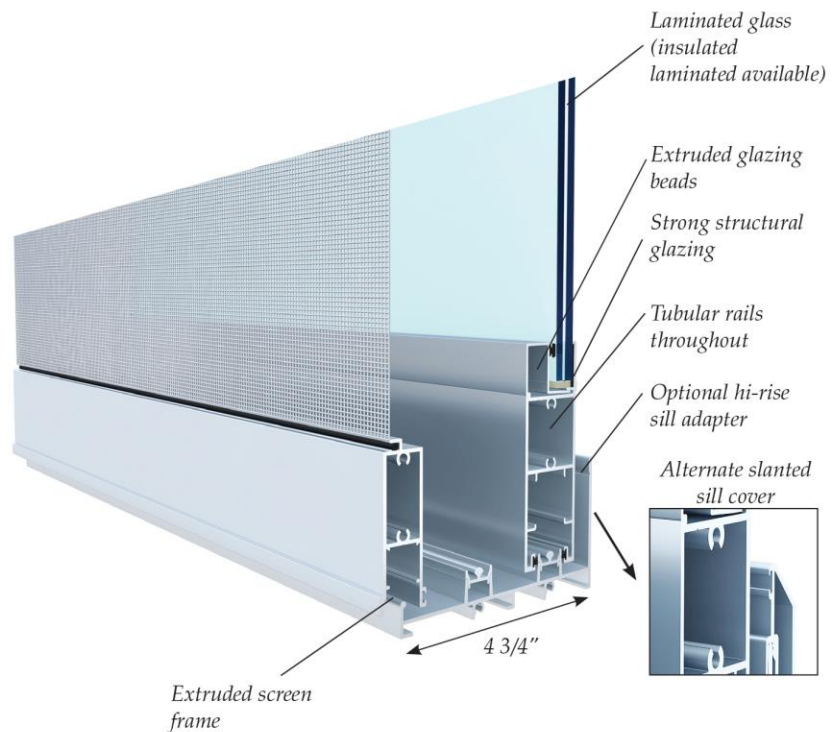
### Glass Types:



Laminated  
Glass



Insulated  
Laminated Glass



## Sentinel Sliding Glass Door 150\*

### Door Sizes

**Sentinel 6'8", 8' and 10' Sliding Glass Door Sizes (80", 96" and 120" frame height)**

2 Track Configuration	Call Width	Frame Width	3 Track Configuration	Call Width	Frame Width	4 Track Configuration	Call Width	Frame Width
OX,XO, XX-R, XX	4-0	48"	XXX,XXO XXX-R,OXX	7-6	88 1/16"	XXXO, OXXX, XXXX, XXXXR	10-0	116 1/16"
	5-0	60"		9-0	106 1/16"		12-0	140 1/16"
	6-0	72"		12-0	142 1/16"		16-0	188 1/16"
	8-0	96"					18-0	212 1/16"
OXO,OXO-R	9-0	108 3/8"	OXXXXO, XXXXXX	15-0 18-0 24-0	174 5/8" 210 5/8" 282 5/8"	OXXXXXXO, XXXXXXX	20-0	230 9/16"
	12-0	144 3/8"					24-0	278 9/16"
OXXO,XXXX	10-0	118 7/16"					32-0	374 9/16"
	12-0	142 7/16"					36-0	422 9/16"
	16-0	190 7/16"						

\* Pocket configurations available

### Performance Results

Maximum Water Resistance	Without waterbar adapter	9 PSF
	With waterbar adapter	12 PSF
Large Missile	4' x 8' Panel (Ann/HS Glass)	+60 PSF /-60 PSF
	4' x 8' Panel (HS/HS Glass)	+80 PSF /-80 PSF
	4' x 10' Panel (Ann/HS Glass)	+60 PSF /-60 PSF
Forced Entry Test (AAMA 1302.5)		Passed

### Energy Values (NFRC Approved)

Laminated		U Factor	SHGC	VT
7/16"	Clear LoE 366	1.02	0.29	.44
7/16"	Gray	1.03	0.43	.37
7/16"	Clear	1.03	0.56	.65
Insulated Laminated				
1"	Clear LoE 366	0.56	0.22	.46
1"	Clear LoE 270	0.56	0.28	.50