

NOW WITH DOORS

CGI® IMPACT-RESISTANT  
WINDOWS & DOORS

# STRONG WINDOWS & DOORS. STRONGER VALUE.

NOW YOU CAN.



SPARTA

CGIwindows.com

# NOW YOU CAN.

## STRONG IN CONSTRUCTION.

Built for heavy impact.

## STRONG IN AFFORDABILITY.

A smart price for an exceptional product.

## STRONG IN REPUTATION.

Built by CGI with an unmatched reputation.



**SPARTA**





WE'RE STRONGER™

SPARTA SH4100A SINGLE HUNG

# CGI<sup>®</sup> STRENGTHENS HOMES, AGAIN.

## PROTECTION. FOR ALL.

CGI<sup>®</sup> has long been on the forefront of protection. To better meet the needs of all of our customers, CGI is proud to offer Sparta, our all-new value-custom impact-resistant window and door line. Now you can be protected from the storm. Be impact-resistant. All at a price that makes it easier than ever.



### QUALITY

We create exceptionally built doors and windows. No corners cut. Ever.



### PASSION

We have a passion for our products, for our partnerships, and for protecting those who rely on our products.




### UNMATCHED PARTNERSHIP

We are more than a manufacturer: we are a partner, listening and responding to your needs.



### WARRANTY PROTECTION

We're so confident in our product, we offer a limited but comprehensive warranty. Protecting your customers. Protecting you.





SPARTA HR4110A HORIZONTAL ROLLER

## SPARTA WINDOW FEATURES

- Powder-coat white- or bronze-finish
- Monolithic laminated glass – clear, gray, bronze, white interlayer, mist (pattern 62), high-performance energy coatings
- Stainless steel assembly screws
- 2" frame depth
- ½" front flange
- Design pressures up to +55/-65 PSF
- Exterior glazed
- Easy to install
- Florida Product Approval-HVHZ

STRENGTH.  
BUILT FOR THOSE  
WHO KNOW.



SPARTA SH4100A SINGLE HUNG



## SPARTA SH4100A SINGLE HUNG

- 5/16" Laminated consisting of:
  - 1/8" Annealed – 0.090 PVB
  - 1/8" annealed
  - 1/8" HS – 0.090 PVB – 1/8" HS
- Single hung available in equal and oriel (Proview)
- Max size: 53 1/8" x 78"
- Block and tackle balances
- CGI sweep lock
- Gasket seals at frame corners
- Optional integral fin frame

### COMMON SIZES (FLANGE FRAME SIZES IN INCHES)

SIZE CODE	W	H	SIZE CODE	W	H	SIZE CODE	W	H	SIZE CODE	W	H
12	19 1/8	26	H32	26 1/2	26	22	37	26	32	53 1/8	26
13	19 1/8	38 3/8	H33	26 1/2	38 3/8	23	37	38 3/8	33	53 1/8	38 3/8
14	19 1/8	50 5/8	H34	26 1/2	50 5/8	24	37	50 5/8	34	53 1/8	50 5/8
14-5	19 1/8	56+	H34-5	26 1/2	56+	24-5*	37	56+	34-5**	53 1/8	56+
14EH	19 1/8	59 1/2+	H34EH	26 1/2	59 1/2+	24EH**	37	59 1/2+	34EH**	53 1/8	59 1/2+
15	19 1/8	63	H35	26 1/2	63	25**	37	63	35**	53 1/8	63
16	19 1/8	76	H36	26 1/2	76	26**	37	76	36**	53 1/8	76

### MODULAR (FLANGE FRAME SIZES IN INCHES)


SIZE CODE	W	H	SIZE CODE	W	H	SIZE CODE	W	H	SIZE CODE	W	H	SIZE CODE	W	H
2022	24	26	2822	32	26	3422	40	26	3822	44	26	4022	48	26
2033	24	38 3/8	2833	32	38 3/8	3433	40	38 3/8	3833	44	38 3/8	4033	48	38 3/8
2043	24	50 5/8	2843	32	50 5/8	3443	40	50 5/8	3843	44	50 5/8	4043	48	50 5/8
2053	24	63	2853	32	63	3453**	40	63	3853**	44	63	4053**	48	63
2064	24	76	2864**	32	76	3464**	40	76	3864**	44	76	4064**	48	76

\*Meets 5.0 Egress

\*\*Meets 5.7 Egress

NFRC CERTIFIED ENERGY VALUES							GRIDS		
Laminated		U Factor	SHGC	VT	U Factor	SHGC	VT		
5/16	Clear	1.02	.63	.72	1.02	.57	.64		
5/16	Gray	1.02	.52	.48	1.02	.47	.43		
5/16	Bronze	1.02	.55	.53	1.02	.50	.48		
5/16	Mist	1.02	.63	.72	1.02	.57	.64		
5/16	Clear Energy Coating	1.03	.29	.50	1.03	.26	.45		
5/16	Gray Energy Coating	1.03	.25	.34	1.03	.23	.30		
5/16	Bronze Energy Coating	1.03	.26	.38	1.03	.24	.34		
5/16	Mist Energy Coating	1.03	.29	.50	1.03	.26	.45		

Our Sparta line gives homeowners the peace of mind of protection, without compromising value. It provides the best of all worlds: Strength. Beauty. Value. No compromises.



## SPARTA HR4110A HORIZONTAL ROLLER

- $\frac{5}{16}$ " Laminated consisting of:
  - $\frac{1}{8}$ " Annealed – 0.090 PVB –  $\frac{1}{8}$ " annealed
  - $\frac{1}{8}$ " HS – 0.090 PVB –  $\frac{1}{8}$ " HS
- Horizontal roller available in XO, OX, XOX-4, XOX-3 configurations
- Max sizes:
  - XO 74" x 63"
  - XOX3 111" x 63"
  - XOX4 111" x 43 1/2" or 74" x 63"
  - *Coming Soon:* XOX4 111" x 63"
- Brass rollers
- Gasket seals at frame corners
- Standard weep covers

### COMMON SIZES (FLANGE FRAME SIZES IN INCHES)

\*XOX configurations also available

SIZE CODE	W	H	SIZE CODE	W	H	SIZE CODE	W	H	SIZE CODE	W	H
H32	26 1/2	26	22	37	26	32	53 1/8	26	D22	74	26
H33	26 1/2	38 3/8	23	37	38 3/8	33	53 1/8	38 3/8	D23	74	38 3/8
H34	26 1/2	50 5/8	24	37	50 5/8	34	53 1/8	50 5/8	D24	74	50 5/8
H35	26 1/2	63	25	37	63	35	53 1/8	63	D25	74	63

### MODULAR (FLANGE FRAME SIZES IN INCHES)

\*XOX configurations also available

SIZE CODE	W	H	SIZE CODE	W	H	SIZE CODE	W	H	SIZE CODE	W	H	SIZE CODE	W	H	SIZE CODE	W	H	SIZE CODE	W	H			
2022	24	26	3020	36	24	4020	48	24	4620	54	24	5020	60	24	5620	66	24	6020	72	24	6220	74	24
2033	24	38 3/8	3022	36	26	4022	48	26	4622	54	26	5022	60	26	5622	66	26	6022	72	26	6222	74	26
2034	24	50 5/8	3030	36	36	4030	48	36	4630	54	36	5030	60	36	5630	66	36	6030	72	36	6230	74	36e
2043	24	63	3033	36	36 3/8	4033	48	38 3/8	4633	54	38 3/8	5033	60	38 3/8	5633	66	38 3/8	6033	72	38 3/8	6233	74	38 3/8
2020	24	24	3040	36	48	4040	48	48	4640	54	48	5040	60	48	5640	66	48	6040	72	48	6240	74	48e
2030	24	36	3043	36	50 5/8	4043	48	50 5/8	4643	54	50 5/8	5043	60	50 5/8	5643	66	50 5/8	6043	72	50 5/8	6243	74	50 5/8
2040	24	48	3046	36	54	4046	48	54	4646	54	54	5046	60	54	5646	66	54	6046	72	54	6246	74	54
2050	24	60	3046	36	60	4050	48	60	4650	54	60	5050	60	60	5650	66	60	6050	72	60	6250	74	60
			3053	36	63	4053	48	63	4653	54	63	5053	60	63	5653	66	63	6053	72	63	6253	74	63

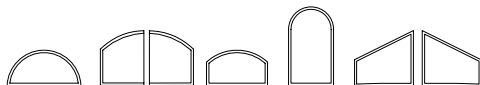
NFR CERTIFIED ENERGY VALUES							GRIDS		
Laminated		U Factor	SHGC	VT	U Factor	SHGC	VT		
$\frac{5}{16}$	Clear	1.05	.62	.71	1.05	.56	.63		
$\frac{5}{16}$	Gray	1.05	.52	.47	1.05	.46	.42		
$\frac{5}{16}$	Bronze	1.05	.54	.53	1.05	.49	.47		
$\frac{5}{16}$	Mist	1.05	.62	.71	1.05	.56	.63		
$\frac{5}{16}$	Clear Energy Coating	1.05	.29	.49	1.05	.26	.44		
$\frac{5}{16}$	Gray Energy Coating	1.05	.25	.33	1.05	.22	.30		
$\frac{5}{16}$	Bronze Energy Coating	1.05	.26	.37	1.05	.23	.33		
$\frac{5}{16}$	Mist Energy Coating	1.05	.29	.49	1.05	.26	.44		





## SPARTA PW/AR4120A PICTURE WINDOW

- $\frac{7}{16}$ " Laminated consisting of:
  - $\frac{3}{16}$ " Annealed – 0.090 PVB –  $\frac{3}{16}$ " annealed
  - $\frac{3}{16}$ " HS – 0.090 PVB –  $\frac{3}{16}$ " HS
- Max size: 32 sq. ft. – 48" x 96"
- Silicone-sealed corners
- Architectural windows available in half-circle, eyebrow, half-eyebrow, arch, and trapezoid
- Optional integral fin frame



### SERIES PW4120A FIXED LITE (PW)

TYPE	W	H		W	H
Min Flange size	14 1/4	11 1/4	OR	11 1/4	14 1/4
Max Flange size	48	96	OR	96	48
Min Integral Fin size	13 1/4	10 1/4	OR	10 1/4	10 1/4
Max Integral Fin size	47	95	OR	95	47

### AR4120A

TYPE	MIN FLANGE SIZE			MAX FLANGE SIZE	
	W	H	LEG HEIGHT	W	H
Half-Circle	24	12		96	48
Eyebrow (Arch Top Fixed)	24	12	6	48	96
Half-Eyebrow (Half-Arch)	14 1/4	14 1/4	8	48	96
Arch (Tombstone)	24	18		48	96
Trapezoid	14 1/4	12	6	48	96

MIN INTEGRAL FIN SIZE			MAX INTEGRAL FIN SIZE	
W	H	LEG HEIGHT	W	H
23	11		95	47
23	11	5	47	95
13 1/4	13 1/4	7	47	95
23	17		47	95
13 1/4	11	5	47	95

NFC CERTIFIED ENERGY VALUES				GRIDS		
Laminated	U Factor	SHGC	VT	U Factor	SHGC	VT
$\frac{7}{16}$ " Clear	1.01	.68	0.80	1.01	0.61	0.72
$\frac{7}{16}$ " Gray	1.01	.53	0.45	1.01	0.48	0.41
$\frac{7}{16}$ " Bronze	1.01	.56	0.52	1.01	0.51	0.47
$\frac{7}{16}$ " Mist	1.01	.68	0.80	1.01	0.61	0.72
$\frac{7}{16}$ " Clear Energy Coating	1.01	.33	0.56	1.01	0.30	0.50
$\frac{7}{16}$ " Gray Energy Coating	1.01	.27	0.32	1.01	0.25	0.29
$\frac{7}{16}$ " Bronze Energy Coating	1.01	.28	0.36	1.01	0.26	0.32
$\frac{7}{16}$ " Mist Energy Coating	1.01	.33	0.56	1.01	0.30	0.50



## SPARTA SGD4130 SLIDING GLASS DOOR

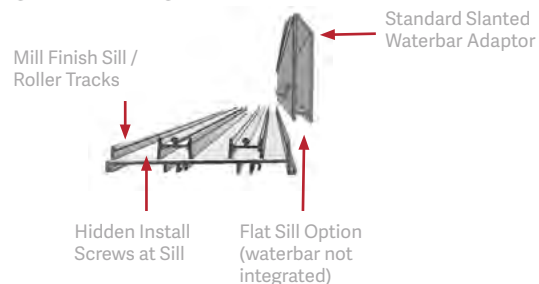
- Finishes: Powder paint white and bronze
- Florida Product Approval
- Extruded screens
- Aluminum extruded square bead
- Design pressures: +55/-65
- Max panel size: 4' x 8'
- Nominal frame depth:
  - 2-track: 5"
  - 3-track: 7"
- Muntin types/configurations:
  - CGI surface applied (low profile exterior and flat bar interior)
  - Standard patterns
- Glass:
  - 7/16" A/H .090 PVB
  - 7/16" H/H .090 PVB

### COMMON SIZES

CONFIGURATION	SIZE CODE	WIDTH	HEIGHT	CONFIGURATION	SIZE CODE	WIDTH	HEIGHT
2P2T	4068	48	80	4P2T	10068	118 5/8	80
2P2T	5068	60	80	4P2T	10070	118 5/8	84
2P2T	6068	72	80	4P2T	10080	118 5/8	96
2P2T	8068	96	80	4P2T	12068	142 5/8	80
2P2T	4070	48	84	4P2T	12070	142 5/8	84
2P2T	5070	60	84	4P2T	12080	142 5/8	96
2P2T	6070	72	84	4P2T	16068	190 5/8	80
2P2T	8070	96	84	4P2T	16070	190 5/8	84
2P2T	4080	48	96	4P2T	16080	190 5/8	96
2P2T	5080	60	96				
2P2T	6080	72	96				
2P2T	8080	96	96				
3P2T	7668	91	80				
3P2T	7670	91	84				
3P2T	7680	91	96				
3P2T	9068	109	80				
3P2T	9070	109	84				
3P2T	9080	109	96				
3P2T	12068	145	80				
3P2T	12070	145	84				
3P2T	12080	145	96				
3P3T	7668	87 1/16	80				
3P3T	7670	87 1/16	84				
3P3T	7680	87 1/16	96				
3P3T	9068	105 1/16	80				
3P3T	9070	105 1/16	84				
3P3T	9080	105 1/16	96				
3P3T	12068	141 1/16	80				
3P3T	12070	141 1/16	84				
3P3T	12080	141 1/16	96				

NFRS CERTIFIED ENERGY VALUES				GRIDS			
Laminated		U Factor	SHGC	VT	U Factor	SHGC	VT
7/16	Clear	1.03	.54	.62	1.03	.41	.46
7/16	Gray	1.03	.42	.35	1.03	.32	.26
7/16	Bronze	1.03	.45	.41	1.03	.34	.30
7/16	Mist	1.03	.54	.62	1.03	.41	.46
7/16	Clear Energy Coating	1.03	.27	.43	1.03	.21	.33
7/16	Gray Energy Coating	1.03	.22	.25	1.03	.18	.19
7/16	Bronze Energy Coating	1.03	.23	.28	1.03	.18	.21
7/16	Mist Energy Coating	1.03	.27	.43	1.03	.21	.33

### SILL DETAILS



CGIwindows.com

SPARTA PW/4120A PICTURE WINDOW

BE PREPARED.

NOW YOU CAN.

At CGI, it is part of our mission to help keep our neighbors safe and help build peace of mind. With CGI Sparta, we are proud to provide more people access to exceptional windows and doors.



SPARTA

WE'RE STRONGER™



INVENT. BUILD. DELIVER.

A national manufacturer of premium windows and doors whose technically advanced products can withstand some of the toughest weather conditions on earth and are revolutionizing the way people live by unifying indoor and outdoor living spaces.

THE PGT INNOVATIONS FAMILY OF BRANDS



Impact Resistant  
Windows & Doors  
WE'RE STRONGER™



CUSTOM WINDOWS + DOORS



HIGH PERFORMANCE DOORS & WINDOWS



western  
window systems



EZE PORCH. EZE LIVING.



Architectural Products