



LUXXE

*Designed for Elegance
Engineered for Performance*





OUR DEALERS MAKE THE DIFFERENCE

NOT ALL DEALERS ARE CREATED EQUAL, AND WHEN YOU CHOOSE OUR PRODUCTS YOU CAN TRUST THAT YOU WILL HAVE THE QUALITY AND SERVICE THAT MEET OUR EXACTING SPECIFICATIONS

THERE IS NO COMPROMISE WHEN IT COMES TO OUR DEALERS, EACH ARE HAND SELECTED TO MAINTAIN THE GREATEST LEVEL OF QUALITY AND SERVICE.

WE ARE DESIGNED, ENGINEERED, BUILT AND GUARANTEED IN THE UNITED STATES BY EXCEPTIONAL CRAFTSMEN ENSURING ENDURING PERFORMANCE AND QUALITY



DISCOVER LUXXE

VELOCITY IMPACT PRODUCTS
DESIGNER LINE OF SLIDING GLASS
DOORS WHICH ARE EXPERTLY
CRAFTED TO BE VISUALLY STUNNING
AND FEATURE LUXURY OPTIONS
UNLIKE ANY OTHER
LUXXE DOORS BOAST CLEAN, MODERN
LINES, INCREDIBLE SIZES AND
UNLIMITED CONFIGURATION OPTIONS
INCLUDING CORNER AND FULLY
POCKETING DOORS FOR COMPLETE
VERSATILITY IN MEETING BOTH
FUNCTIONAL AND DESIGN VISIONS 3"
NARROW INTERLOCK FOR MORE
EXPANSIVE VIEWS WITHOUT EXCESS
FRAME DEPTH SPECIALIZED DURANAR
COASTAL COATINGS OFFER SEEMINGLY
INFINITE FINISH OPTIONS INCLUDING
TWO TONE AND CUSTOM COLORS

UNPARALLELED PERFORMANCE AND
REFINEMENT WITH SMOOTH, QUIET
OPERATION FOR THE CUSTOMER WHO
EXPECTS UNSURPASSED QUALITY AND
PERFORMANCE THAT CAN BE SEEN,
FELT AND APPRECIATED FOR MANY
YEARS TO COME



LUXE PRODUCTS HAVE BEEN RIGOROUSLY TESTED TO MEET AND EXCEED CODE REQUIREMENTS FOR THE STATE OF FLORIDA INCLUDING THE HIGH VELOCITY HURRICANE ZONE (HVHZ) ENSURING UNMATCHED PERFORMANCE IN WITHSTANDING PUNISHING WINDS AND FLYING DEBRIS FROM TROPICAL STORMS AND HURRICANES

DECORATIVE HEAD, JAMB AND SILL ANCHOR COVERS PROVIDE A CLEAN, FINISHED LOOK FOR THE MOST POLISHED SYSTEM AVAILABLE. ONCE INSTALLATION HAS BEEN COMPLETED THERE WILL BE ZERO VISIBLE FASTENERS.

LUXE DOORS USE HEAT STRENGTHENED LAMINATED GLASS AS A STANDARD WITH EACH PIECE AT A 1/4" THICK SIGNIFICANTLY REDUCING VISUAL DISTORTION. GLASS INTERLAYERS ARE .090" SENTRYGLAS™ FOR MAXIMUM CLARITY AND ARE 50% THICKER THAN THOSE USED BY OTHER MANUFACTURERS STANDARD OFFERINGS AND CARRY A TEN YEAR WARRANTY AGAINST DELAMINATION



MOTHER NATURE TESTS US.
WE TEST US HARDER.




VELOCITY
IMPACT PRODUCTS

CREST®

OUR STANDARD CREST® HANDLE OFFERS A LARGE COMFORTABLE GRIP THAT IS ERGONOMICALLY CRAFTED TO MAXIMIZE PERFORMANCE AND MINIMIZE EFFORT, WHILE THE CLEAN, NARROW AESTHETICS ALLOW FOR FULL UNOBSCURED SIGHTLINES. THE CREST® SERIES SLIDING DOOR HANDLE PROVIDES A SLEEK DESIGN ELEMENT TO COMPLIMENT SLIDING DOORS LARGE AND SMALL.


THESE HANDLES ARE AVAILABLE IN A VARIETY OF POWDER COATED AND ARCHITECTURAL FINISHES INCLUDING WHITE, BRONZE, BLACK, SILVER AND BRUSHED NICKEL.



MORE THAN HARDWARE

AN EXCEPTIONAL LINE OF STATEMENT PIECES FOR
DURABILITY AND UNDENIABLE QUALITY.

ALSO AVAILABLE IS AN ELEGANT COLLECTION OF EXCEPTIONAL
EXTERIOR GRADE 316 STAINLESS STEEL PULL HANDLES
THESE HANDLES ARE AVAILABLE IN A VARIETY OF LENGTHS, FINISHES
AND DIAMETERS AND PROVIDE A LUXURIOUS FEEL MOLYBDENUM
ADDED TO ITS ALLOY CONTENT DURING THE PRODUCTION PROCESS.
THIS MAKES THESE STAINLESS STEEL DOOR HANDLES RESISTANT TO
EXTREME COASTAL ENVIRONMENTS. ON TOP OF A LONG-LASTING LIFE
IN EXTERIOR ENVIRONMENTS



OUR TANDEM PRECISION ROLLERS
ARE IDEAL FOR LARGE
ARCHITECTURAL PANELS AND
ACHIEVE QUIET AND EFFICIENT
OPERATION

CNC ENGINEERED WHEELS FOR
INCREASED DURABILITY

HIGH STRENGTH POLYMER WHEELS
REDUCE NOISE AND MINIMIZE TRACK
WEAR MAINTAINING EXCEPTIONAL
PERFORMANCE OVER TIME

RETAINS STRUCTURAL INTEGRITY
DURING AND AFTER INSTALLATION
WHICH ENSURES PRODUCT
DURABILITY AND LONGEVITY

TIRELESSLY TESTED THROUGH 10,000
CYCLES AND OFFERING AN INDUSTRY
LEADING WARRANTY



COMPROMISE ELSEWHERE




LIMITLESS FINISH OPTIONS



WHETHER SELECTING A TRADITIONAL FINISH OR A PALLETTE OF COLORS LIMITED ONLY BY YOUR IMAGINATION, LUXXE PRODUCTS FEATURE HIGHLY RESILIENT AAMA 2605 DURANAR™ FINISHES FOR LOW MAINTENANCE AND UNSURPASSED RESISTANCE TO FADING, PEELING AND CHALKING UNDER EXTREME COASTAL CONDITIONS.

STANDARD DURANAR™ FINISH OPTIONS ARE WHITE, BRONZE, BLACK AND ARCADIA SILVER.

OPTIONAL FINISHES INCLUDE TWO-TONE, WOODGRAIN AND EVEN CUSTOM COLORS





LUXURIOUS.
PEERLESS.



NARROW SIGHTLINES - UNMATCHED QUALITY
IMMEASURABLE STYLING

MAKE A STATEMENT
WITHOUT ANY WORDS



VELOCITY
IMPACT PRODUCTS

PHOTO CREDIT: JH NORMAN CONSTRUCTION

DESIGNED FOR ELEGANCE
ENGINEERED FOR PERFORMANCE



VELOCITY
IMPACT PRODUCTS

VELOCITY IMPACT PRODUCTS

2200 AVE L

WEST PALM BEACH, FL 33404

(561) 429-5740

WWW.VELOCITYIMPACTPRODUCTS.COM

